



**About Mathseeds:** Mathseeds is the only online math program developed specifically to meet the unique needs of early learners in grades K–3. Designed to maximize student learning, Mathseeds provides the strongest foundation possible to help students achieve lifelong mathematical success. Our district dashboard and reporting allows you to have easy implementation and ongoing management of Mathseeds across all the schools in your district.

## District Reporting

**At a district level, administrators want to see what's happening in schools that are making real progress.**

Mathseeds' district reports provide useful, specific and actionable data that will help the schools in your district make real progress in improving student learning outcomes in mathematics.

### Measuring Mathseeds' impact in your district

District reporting provides specific, at-a-glance data of usage and progress over time, with real-time insights into performance trends at each school across your district. View data covering course completion, usage and achievement, as real-time reports show which schools in your district are making real progress.

### Easy to filter reports for schools and districts

Filter every report to show the entire district or individual schools, allowing you to view levels of achievement across the district.

### Wide ranging data with a focus on student progress

Access data covering lessons completed, grade-level course progress, number of students working below or above level, as well as month-by-month usage patterns.

**The Mathseeds district dashboard** shows progress over time by grade and by school.

**The Mathseeds program is all about highly motivated, continuous learning with built-in assessment tasks that promote high achievement.**

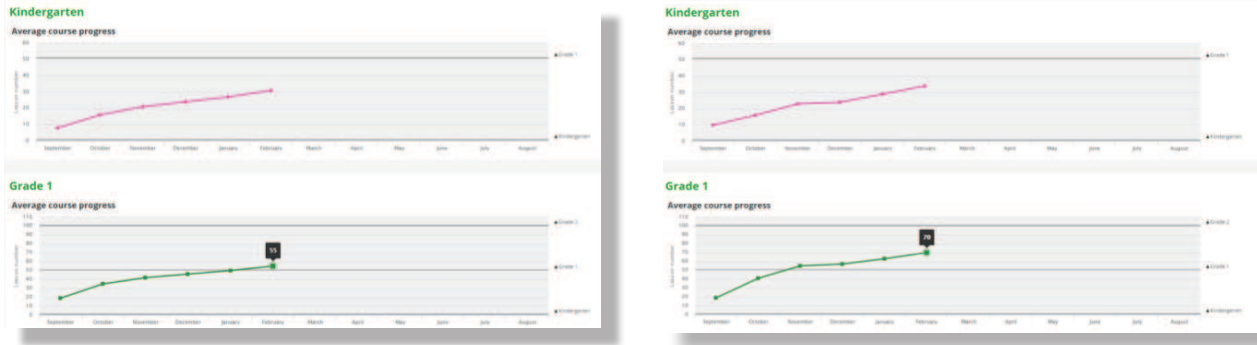
Assessment tasks are built into the Mathseeds program with every student completing one after each set of five lessons. These assess skills, knowledge and progress made. Students earn gold, silver or bronze awards for high achievement and these help motivate them to keep learning.



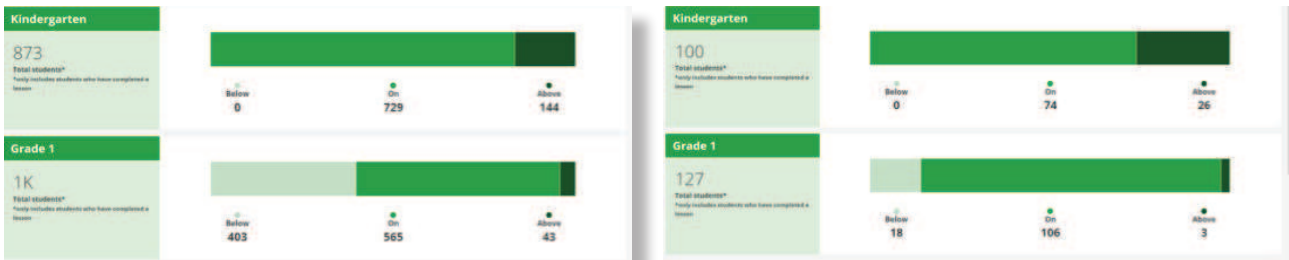
*District-level data includes lessons completed per grade level, per month and per student.*

## Our district dashboard allows you to review data at a district, grade or school level.

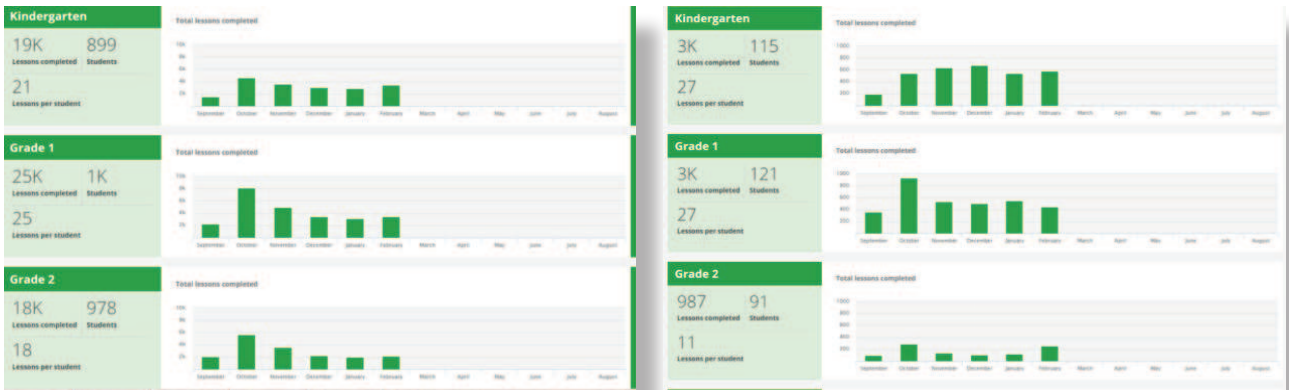
Compare the district to progress on a school by school, grade by grade basis.



Grade-level data shows the number of students working below or above grade level.



This data is also available for individual schools within the district.



**Mathseeds is proud to be working with Clever for single sign-on and rostering.**