

For Grades K-2

# Mathseeds

*Real learning, real math, really fun!*

Created specifically for the needs of  
early math learners in Grades K-2



Developed by a highly experienced team of teachers, educational writers, animators, and web developers—the same team that created Reading Eggs.

Contact us for a **FREE TRIAL** today!



1 877 661 4898



[contact@mathseeds.com](mailto:contact@mathseeds.com)



[www.mathseeds.com/schools](http://www.mathseeds.com/schools)

## Dear Educator,

As an educational publisher for more than 20 years, I know that young children love to learn. Everything we do here at Blake eLearning is based on the belief that a child's early love of learning should be fostered and developed. We have a passion for making learning an enjoyable and unforgettable experience for young children. We believe that our programs Reading Eggs and Mathseeds motivate students to stay on task longer and complete a greater number of activities. This ensures that the skills children learn will be retained for the long term.

Learning should be an enjoyable and satisfying experience where achievements are recognized and rewarded. This is why we developed Reading Eggs—so as many children as possible can improve their reading skills in a way that is fun and truly motivating. Since its release in 2008, the Reading Eggs program has grown to be an integral part of how children learn to read in many schools across United States and the world. Currently more than 1,000,000 students and more than 5,000 schools in the United States use Reading Eggs.

Mathseeds is built around the same core idea—to make learning interesting, enjoyable, and rewarding so children will learn more, achieve more, and retain their love of learning. The Mathseeds program is packed full of wonderful lessons, activities, songs, and rewards. At the same time, it is educationally rigorous and covers all key concept areas in a rich and deep way. I have seen the joy that young learners experience when they truly understand a new concept. They're immersed in their learning, fully engaged, and eager to keep working.

Real learning, real math, really fun! That's our motto, and when you try Mathseeds you will see that we really deliver on this promise.

Katy Pike



Publisher of Reading Eggs and Mathseeds

## Research Results

**98% of teachers** said they would **recommend Mathseeds** to other teachers.



More than **90% of teachers** said that **Mathseeds complements** their **classroom math lessons**.



Contact us for a **FREE TRIAL** today!



1 877 661 4898



[contact@mathseeds.com](mailto:contact@mathseeds.com)



[www.mathseeds.com/schools](http://www.mathseeds.com/schools)

# Created Specifically for the Needs of Early Math Learners in Grades K-2



Mathseeds ensures that key concepts are learned in depth, **which greatly improves long-term retention.**



Mathseeds understands that young learners need to be **engaged and entertained if they are to stay on task.**



The Mathseeds **placement test** ensures that each student starts the program at an **appropriate level.**

**Mathseeds is a great way to add variety to your math lessons and can be an enjoyable homework task.**



Mathseeds complements any math program that you currently use.





# How Does Mathseeds Help Teachers?



**Mathseeds provides teachers with an academically rigorous math program that kids love. Mathseeds is designed specifically for the needs of early math learners, so you know that your students will be engaged, enthusiastic, and willing to learn.**

- ✓ By using the Mathseeds placement test, you know that every student is working at exactly the right level.
- ✓ Self-paced, step-by-step lessons provide students with individualized lessons at their level.
- ✓ More than 98% of teachers using Mathseeds would recommend the program to other teachers (survey of 1,030 teachers).



## Explicit Instruction

**Engaging lessons that teach skills using systematic and explicit instruction, guided practice, and intensive skill development.**

- ✓ Step-by-step lessons provide students with child-friendly explanations of key terms, processes, and problem-solving skills.
- ✓ An early and sustained focus on number sense and mental computation strategies builds the foundation that underpins more complex skill sets in the future.
- ✓ Hundreds of activity types build fluency in number facts and operations.



## Differentiated Learning

**Mathseeds is an easy-to-use, motivational sequence where every student has their own self-paced learning path.**

- ✓ Highly interactive, well-paced lessons use digital manipulatives to model each new skill and strategy.
- ✓ Diverse instructional formats appeal to different learning styles.
- ✓ A wide range of motivational elements keeps students learning.





## See results in 45 minutes per week


Students can complete one or two Mathseeds lessons in three 15-minute sessions per week, at school or at home. Students are motivated, excited, and challenged to make real, measurable progress. Mathseeds is an early math program that students want to play. As one teacher says, "When given a choice, they will always pick Mathseeds! In my book, that says it all."



## Aligned to the Standards

Build deep knowledge of key concepts with lessons that challenge students.

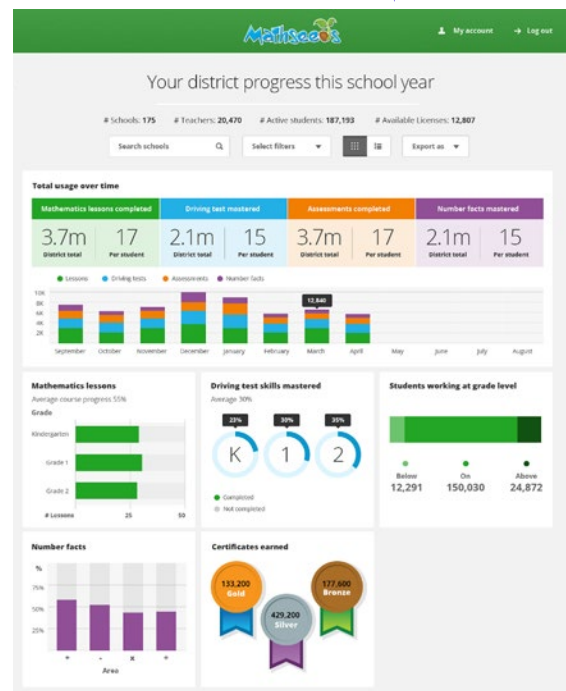
- ✓ Mathseeds covers math standards across all domains in grades K–2. (Grade 3 coming soon.)
- ✓ Fifty comprehensive lessons per grade level include more than 2,500 different interactive learning activities and assessments.
- ✓ Aligned to your state standards.



## Assessment

Get instant feedback on student growth and achievements with automated assessment and reporting.

- ✓ Embedded regular online assessments provide ongoing feedback at a student, school, and district level.
- ✓ Paper-based tests for each grade level and standard provide additional opportunities for teachers to assess student progress.
- ✓ A comprehensive suite of reports track student growth over time and provide detailed data to teachers, schools, and districts.



# How Does the Mathseeds Program Work?



The Mathseeds system of core math lessons is a sequential program where all students begin “where they are” and improve their math performance as they progress through our standards-based continuum.

## Kindergarten

Lessons 1–50

## Grade 1

Lessons 51–100

## Grade 2

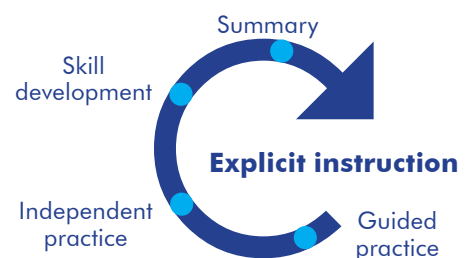
Lessons 101–150

### Progressive lesson sequence is tailored to each student’s ability level.

- With 150 sequential lessons from kindergarten to Grade 2, students make progress at every single Mathseeds session.
- The 50 comprehensive lessons at each grade level cover all domains: number, operations, algebra, geometry, measurement, and data.
- Students begin at a level that matches their ability level.

### How does a Mathseeds lesson work?

- Lessons begin with child-friendly, step-by-step instruction.
- Students complete guided practice activities and then move onto independent practice and skill development.
- Students develop critical thinking and problem-solving skills.




### How do students make progress?

- Activities are designed to engage students and are created to prevent guessing. Children need to get most questions correct before they can move on.
- Students are motivated to complete lessons and move forward.
- They are excited to make progress and to move onto a new map.



### What about assessment?

- The end of map quiz tests students’ knowledge of the previous five lessons. Students have to do well in this quiz to move onto the next map.
- Mathseeds Driving Tests assess skills in six core areas across each grade level. These tests assess student progress, and class reports show student strengths and weaknesses.
- Use Mathseeds printable tests to check student growth with domain-specific written tests for all standards.






# Mathseeds in the Classroom



## Engaging, easy-to-navigate lessons that students want to complete

- ✓ Child-friendly content directly related to standards that is fun, colorful and interactive.
- ✓ Systematic and explicit teaching of mathematical content, skills, and strategies.
- ✓ Challenges students to build their critical thinking and problem-solving skills.

*"My students LOVE Mathseeds and the Mathseeds apps. Math is now one of their favorite times of the day! Thank you for helping my students learn to love math!!!"*



## How to implement Mathseeds in your class:

### 1 Start the program

Have your class take the Mathseeds placement test. This will ensure that each student begins at the right level.



### 2 Connect with parents and guardians

Send home parent letters so students can access the program at home as well as at school. Students should complete three 15-minute Mathseeds sessions per week.

Student O.	Mathseeds
Login: student3814	Grade: 1
Password: frog	
www.readingeggs.com	



### 3 Assign lessons

Assign Mathseeds lessons that match the content you're covering in class. Use lesson plans, worksheets, and apps to reinforce and extend learning.

	Year 1	Year 2	Year 3
Den Aslington			
Brenton Anhan			
Karen Appelman			
Pat Belawan			
Colleen Brady			
Tim Burton			
Lachie Cox			
Stuart Coyke			
Emily Cutler			
David Duyker			
Rory Gannon			
Garrett Henlon			
Marcus Hole			
Sarah Huxtable			
James Joyce			

### 4 Assess and review results

Assess students' mastery with Mathseeds standards-based Driving Tests. Follow these up with printable topic tests. Review student progress in class charts and reports.



### 5 Reward progress

The Mathseeds program is full of motivational elements and fun rewards. Printable gold, silver, and bronze certificates are a great way to reward progress in the classroom.



# Scope and Sequence



## Mathseeds Kindergarten: Lesson 1–50

Students learn fundamental number skills including number recognition, number words and counting. Students learn to count forwards and backwards to twenty with confidence. They use a range of techniques including ten frames and number lines. They also learn the number words up to twenty. Students learn to add to ten and their doubles facts to double five.

Students learn the four basic 2D shapes: circle, square, triangle and rectangle. They distinguish between colors and investigate some simple concepts of size: big, small, short, tall etc. Lessons cover the concepts of more time and less time, life cycles and days of the week. Students develop their understanding of 2D shapes by sorting them according to their properties. They are also introduced to the 3D shapes: sphere, cube, cone and cylinder.



LESSON NUMBER	NAME	LESSON NUMBER	NAME	LESSON NUMBER	NAME
1	Number 1	19	Number 10	37	Patterns 2
2	Number 2	20	Numbers 1-10 Revision	38	Capacity
3	Number 3	21	Counting Back from 10	39	Time
4	Circles	22	More, Less and the Same	40	Add to 10 on a Number Line
5	Number 4	23	2D Shapes	41	Numbers 11 & 12
6	Squares	24	Adding to 5	42	Days of the Week
7	Number 5	25	Number Lines 1-10	43	Numbers 13, 14 & 15
8	Colors	26	Long and Short	44	The Cone & Cylinder
9	Triangles	27	Patterns	45	Numbers 16 & 17
10	Numbers 1-5 Revision	28	Number Lines	46	Numbers 18, 19 & 20
11	Number 6	29	Heavy and Light	47	Number Lines to 20
12	Number 7	30	Adding to 6	48	Number Words 11-20
13	Big and Small	31	Counting to 10	49	Doubles to Double 5
14	Number 8	32	Add to 7	50	Revision 0-20
15	Rectangles	33	Number Words to 10		
16	Numbers 1-8	34	Add to 10		
17	Number 9	35	The Cube & Sphere		
18	Zero, Ordering Numbers	36	Add to 10		



# Scope and Sequence



## Mathseeds Grade 1: Lesson 51–100

Students learn to count to 100, order numbers and identify ordinal numbers to 10th. They develop an understanding of place value including regrouping. Students practice their subtraction skills. They add and subtract to 10, and then within 100. Strategies include counting on, counting back, near doubles and using number fact families. Students learn how to skip count by 2s, 5s and 10s, as well as the early multiplication and division skills of grouping and sharing.


Students identify bills and coins, and use addition to find amounts of money. They explore fractions, focusing on wholes, halves and fourths. Students continue to investigate the features of 2D shapes and 3D objects. They follow simple directions to a particular location and learn to read clocks to the half-hour. They work with early chance concepts, tally charts and simple picture graphs.



LESSON NUMBER	LESSON NAME	LESSON NUMBER	LESSON NAME	LESSON NUMBER	LESSON NAME
51	Addition to 10 with Two and Three groups	68	Find the Difference 1	85	Find the Difference 2
52	Sorting and Grouping 2D Shapes	69	Putting Shapes Together	86	Counting 70-100
53	Subtraction 1	70	O'clock & Half Past	87	Half Past and Digital Time
54	O'clock	71	Sharing 1	88	Trading Tens
55	Near and Far	72	Doubles to Double 10	89	Capacity 2
56	Subtraction 2	73	Mass	90	Skip Counting
57	Position 1	74	Grouping	91	Near Doubles to 20
58	Subtraction on a Number Line	75	Counting 40-50	92	Change from \$20
59	Area	76	The Equal Sign	93	Number Fact Families
60	Counting 20-30	77	Skip Counting by 2s & 5s	94	Position 3
61	Wholes and Halves	78	Position 2	95	Add Within 100
62	Sorting and Grouping 3D Objects	79	Counting by 10s	96	Bridging to Ten
63	Ordinal Numbers	80	Data 1	97	Data 2
64	Money	81	Counting 50-70	98	Add and Subtract Tens
65	Addition to 20	82	Chance 1	99	3D Objects
66	Halves and Quarters	83	Money 2	100	Subtracting Unknown Numbers
67	Counting 30-40	84	Measuring Length		



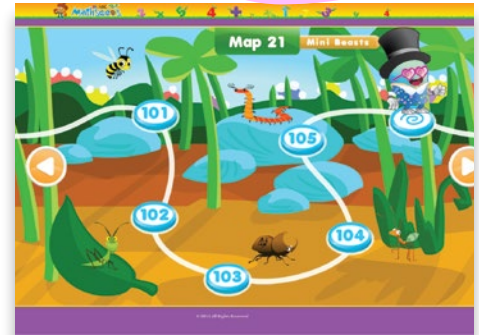
# Scope and Sequence



## Mathseeds Grade 2: Lesson 101–150

Students learn to count to 1000, identify odd and even numbers and round to the nearest 10 and 100. They build their place value skills, composing and decomposing numbers to 999. Students develop addition and subtraction strategies including the 'jump' and 'split' methods, as well as vertical addition and subtraction. Students practice grouping and sharing, and use the multiplication and division signs. They learn how to find a fraction of a collection of items.


Students investigate length and learn how to measure in meters and centimeters. They work with 2D shapes, make patterns that move and reflect, and study the features of 3D objects. Students tell time to the nearest 5 minutes and use a calendar to identify particular dates. They construct tally charts and picture graphs, and interpret data in a variety of ways.



LESSON NUMBER	NAME	LESSON NUMBER	NAME	LESSON NUMBER	NAME
101	Counting 100-500	118	Word Problems: + and -	135	Comparing Mass
102	Moving Shapes	119	The Rhombus	136	The Division Sign
103	Adding 9	120	Addition 1	137	Word Problems: Make a Table
104	Measuring	121	Different Views of 3D Objects	138	Finding Fractions of a Collection
105	Partitioning Numbers to 1000	122	Comparing Numbers	139	2-Step Problem Solving
106	Counting 500-1000	123	5 Minute Intervals	140	Revision
107	Chance 2	124	Subtraction Algorithm	141	Word Problems: Length
108	Odd and Even Numbers	125	Equivalent Amounts of Money	142	Fluent Facts within 20
109	The Calendar	126	Measuring Centimeters	143	Comparing Lengths using Data
110	Take Away by Partitioning	127	Elapsed Time	144	Adding within 1000
111	Sharing 2	128	Addition 2	145	Quadrilaterals
112	Area 2	129	Rounding Numbers	146	Subtracting within 1000
113	Grouping 2	130	Word Problems: Multiplication	147	Word Problems: Money
114	Quarter to and Quarter after	131	Word problems: Working Backwards	148	Mentally Adding and Subtracting
115	Multiplying Groups	132	Fractions	149	Area of Rectangles
116	Volume	133	Number Patterns 1	150	Adding and Subtracting 4-digit Numbers
117	Skip Counting Patterns	134	Subtract 3-digit Numbers		



# Number Fact Fluency



**Number fact fluency builds the foundation for students to succeed in mathematics.**

The Mathseeds Number Fact program motivates students to learn, recall and develop fluency with their basic facts in addition, subtraction, multiplication and division.

## Gaming format uses maps, progress and rewards to engage students

- ✓ Mathseeds Number Facts includes four worlds for students to progress through.
- ✓ Fun and varied games build knowledge, accuracy and speed of recall.
- ✓ Each map adds a new set of facts to learn – as well as reinforcing known facts



*"They loved Mathseeds! I had them vote on their favorite math program that we have used in the classroom and Mathseeds won with a huge majority of the class."*



## Clear progress charts motivate students to keep moving forward

- ✓ Progress charts clearly show exactly what each student knows and what they are learning now.

Addition World Progress										
0+0	0+1	0+2	0+3	0+4	0+5	0+6	0+7	0+8	0+9	0+10
1+0	1+1	1+2	1+3	1+4	1+5	1+6	1+7	1+8	1+9	1+10
2+0	2+1	2+2	2+3	2+4	2+5	2+6	2+7	2+8	2+9	2+10
3+0	3+1	3+2	3+3	3+4	3+5	3+6	3+7	3+8	3+9	3+10
4+0	4+1	4+2	4+3	4+4	4+5	4+6	4+7	4+8	4+9	4+10
5+0	5+1	5+2	5+3	5+4	5+5	5+6	5+7	5+8	5+9	5+10
6+0	6+1	6+2	6+3	6+4	6+5	6+6	6+7	6+8	6+9	6+10
7+0	7+1	7+2	7+3	7+4	7+5	7+6	7+7	7+8	7+9	7+10
8+0	8+1	8+2	8+3	8+4	8+5	8+6	8+7	8+8	8+9	8+10
9+0	9+1	9+2	9+3	9+4	9+5	9+6	9+7	9+8	9+9	9+10
10+0	10+1	10+2	10+3	10+4	10+5	10+6	10+7	10+8	10+9	10+10





# To Start a Free Trial, Contact Blake eLearning Today!



1 877 661 4898



[contact@mathseeds.com](mailto:contact@mathseeds.com)



[www.mathseeds.com/schools](http://www.mathseeds.com/schools)

Students enjoy using Mathseeds, and the program works well as an in-class reward activity.



"Mathseeds is an incredible program that not only assists struggling scholars to develop the necessary skills in a fun and engaging way, but it helps to differentiate and strengthen skills for scholars who have already mastered taught skills."

**Jomayra T, Title I Coordinator, BelovED Community Charter School, NJ**

"My students enjoy the bright graphics and game-based math activities your program provides. They like being able to track their progress independently and are excited to tell me what map they are on. I can tell they are learning while having fun! Thanks for making this valuable tool available for schools."

**Cathy B, Garden Hills Elementary School, GA**

Your students will love our **highly interactive and rewarding** lessons!



Your local Mathseeds consultant is:

Contact us for a **FREE TRIAL** today!



1 877 661 4898



[contact@mathseeds.com](mailto:contact@mathseeds.com)



[www.mathseeds.com/schools](http://www.mathseeds.com/schools)